

BARG News



Official Newsletter of the Ballarat Amateur Radio Group Inc. # 6953T
ABN 44 247 200 143

VOLUME 32 ISSUE 2 February 2009



President: Doug Raper VK3VBA
Secretary: Doug Ellery VK3FDRE
Treasurer: Peter Pollard VK3FPOL

NEXT MEETING - FRIDAY February 27, 2009
At 7.30 pm

Contacting us

You can write to the club at the address below, or e-mail the secretary.

The Secretary : B.A.R.G. Inc.
Box 1261
Mail Centre
Ballarat. Vic. 3354.



Or E-Mail: vk3bml@barg.org.au

BARG Inc. Life members

Kevin Hughes	VK3WN
Ian McDonald	VK3AXH
Charlie Stewart	VK3DCS
Bob Terrill	VK3BNC
Jim Wright	SK
Norm D'Angri	VK3LBA
Phil Seddon	
Stan Widgery	SK
Gordon Cornell	VK3FGC

CLUB INFORMATION

REPEATERS and BEACON

D—STAR

CALLSIGN:	MODE:	FREQUENCY:	TX OFFSET:	USER SETTINGS
VK3RBA A	Digital Data	1298.700 MHz	Nil (half duplex)	URCALL: VK3RBA RPT1: VK3RBA A RPT2: not in use
VK3RBA B	Digital Voice	439.9875 MHz	-5.0 MHz	URCALL: CQCQCQ RPT!: VK3RBA B RPT2: not in use

VK3RBA (UHF) (70 cm Voice Repeater (Uses CTCSS of 91.5 Hz to access))	439.275 Mhz	Mt Buninyong
VK3RBA (VHF) (2 m Voice Repeater)	146.750 Mhz	Mt Buninyong
VK3RWA* (2 m Voice Repeater)	147.100 Mhz	Mt Ben Nevis
VK3RPC (2 m Packet Repeater)	144.750 Mhz	Mt Warrenheip
VK3RBU (70 cm Voice Repeater)	438.475 Mhz	Mt Hollowback
VK3RMB (70 cm Beacon)	432.535 Mhz	Mt Buninyong
VK3RBU-1 (2 m APRS Repeater)	145.175 Mhz	Mt Hollowback

* IRLP Node 6310 using VK3RWA

CLUB e-mail vk3bml@barg.org.au.

CLUB NET VK3BML 3.610+/- QRM Thursday Nights at 8 pm E.S.T (Summer & Winter)

WIA Broadcast and Club Call Back. Sunday's 11.00 via VK3RWA (IRLP Node 6310)

NEWS ITEMS Send to Harry VK3KGL

Or mail to Box 1261 Mail Centre BALLARAT 3354 or e-mail yk3kgl@barg.org.au

Broadcast Times and Dates on VK3RWA Repeater

Every Sunday at 11.00 am, WIA National News, followed by VICLINK

Every Monday night at 9.30 pm, ARRL News

Every Tuesday night at 9.30 pm, WIA National News Repeat

Every Wednesday night at 9.30 pm, Spectrum Tasmania News

Article from the past.....

I know it is rather 'basic', but it might just tempt some of the 'F calls' to try their hands as building something of use. Because they are the future of Amateur Radio.

Reg, vk3caz

OVERVOLTAGE PROTECTION FOR A POWER SUPPLY

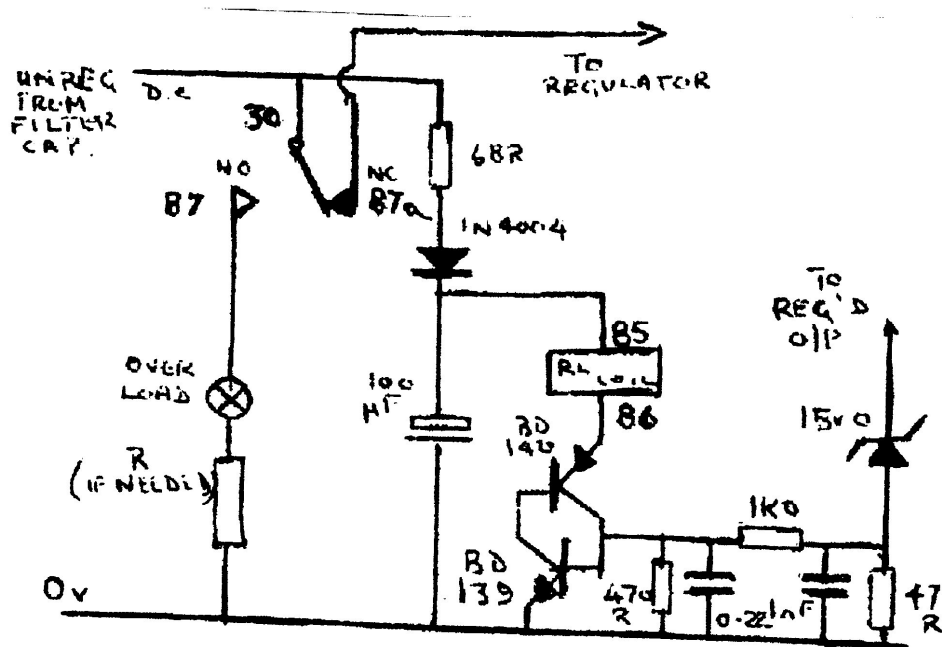
When you have a homemade power supply connected to your expensive transceiver there is always the dread of failure in the pass transistors.

If the output goes short-circuit it doesn't cause any damage to the 'rig' and apart from the momentary heart attack you are only faced with fixing the power supply.

If, however, the pass transistor/s go short circuit then the full 25 odd volts find their way to the set and can wreak havoc, all in a few milliseconds.

Faced with this problem I always fit an 'overvolt detector', which will not only cut off the power to the rig but will also tell you it has done so.

The circuit is shown here and the track layout can be hand drawn on a bit of PCB using a spirit marker and etched with Ferric Chloride which will not attack the spirit marker lines and pads.



The relay is a standard 'car horn relay' BUT make sure it has the 'normally closed' contacts fitted (usually marked as 87a on the base of the relay).

The overvolt indicator that I use is a 48 volt Telecom lamp which is bright enough running on 25 volts or so to give a good indication of the fact that it is the Power supply that has failed.

It may be necessary to fit an electrolytic capacitor across the output terminals of the power supply to take care of any short term 'spikes' which may occur if the load on the PSU falls from a high value to zero instantaneously.

I have found that about 1000 microfarad does the job on my power supplies and checking with a CRO does not show any spike above about 15 volts which is just within tolerance for most transceivers.

(P.S.....Maybe this should be a Monday night project????)



QST Report with Craig, VK3CMC

Content review of current QST in library

QST Review 2009-1 Jan



- P30 Launch a Met balloon to lift that Low Band loop antenna.
- P33 Building a 1927 Regenerative Receiver. {Uses 80yr old parts}
- P36 When radio Transmitters were Machines. {Pre vacuum valves}
- P39 Resurrecting a Command Set Transmitter.
- P43 Review Elcraft K3/100HF &6M transceiver.
- P50 Remote control your amateur station.
[Uses Microsoft's *Remote Desktop* {RDP} application.]
- P52 Antarctica Experience.
- P54 Contents of the Nov/Dec 2008 QEX magazine.
- P55 Morse Code: Efficient or over the Hill. ? Worth a read if you want to really challenge yourself!
- P 59 Dxpedition to MARS.
- P65 Emergency Communications for the Red Cross
- P67 The Doctor is in: Coaxial feeder chokes. HF dipole feeds,stacking dipoles.Comparisons of switchmode and normal power supplies.
Open ladder line and nG5RV's through metal window frames.
- P69 Short Takes: External keypad for FT-817/857/897 transceivers.
- P70 Shop Safety. Some simple but important ideas to maintain.
- P71 Selecting your transmission Line.
- P73 Bring that WW2 Command Receiver back to Life.
- P76 Hands on Radio Ex #72 Return Loss and S Parameters.
- P78 You have your First HF antenna: time for another.
- P79 Hints & Kinks. Use a mouse holder for an HTT. Proper earthing for power supply. Feedline stretcher. Foam PCB soldering holdfast.
- P85 Hows DX?: Desecheo Island. KP5
- P87 World above 50Mhz. Call frequencies on 33cm.
- P 90 Eclectic Technology. Pushing the Meteor Scatter envelope.
- P91 Microwavelengths. Microwave DX. Hepburn, Waveguide polarisation, SMA pin damage.
- P93 Old Radio. Homebrewed HF rig {Circa 1960} of W9ARZ [SK]
- P95 New Books reviews/
- P100 QST Reviews for January of 1934, 1959 and 1984.
- P101 Hamspeak. Glossary of terms used in this edition.

Adds, adds adds and more adds.

**Craig.
VK3CMC**



Neil, VK3GND

This is really me.....

Davo, vk3kqq.....SORRY I FORGOT... VK3GND

I'm fine thank you!

There is nothing the matter with me,
I'm as healthy as can be,
I have arthritis in both my knees
And when I talk, I talk with a wheeze.
My pulse is weak, and my blood is thin,
But I'm awfully well for the shape I'm in.

Arch supports I have for my feet,
Or I wouldn't be able to be on the street,
Sleep is denied me night after night,
But every morning I find I'm alright.
My memory is failing, my heads in a spin
But I'm awfully well for the shape I'm in.

The moral is this as my tale I unfold –
That for you and me who are getting old,
It's better to say "I'm fine" with a grin,
Than to let folks know the shape we are in.

How do I know that my youth is all spent?
Well, my "Get up and Go" has got up and went,
But I really don't mind when I think with a grin,
Of all the grand places my "Get Up" has bin.

Old age is golden I've often heard it said.
But, sometimes I wonder as I get into bed,
With my ears in the drawer, my teeth in a cup,
My eyes on the table until I wake up.
Ere sleep overtakes me, I say to myself,
"Is there anything else I could lay on the shelf?"

When I was young my slippers were red,
I could kick my heels over my head.
When I was older my slippers were blue,
But still I could dance the whole night through.
Now I am old my slippers are black,
I walk to the store and puff my way back.

I get up each morning and dust off my wits
And pick up the paper and read the "Orbits"
If my name is still missing I know I'm not dead,
So I have a good breakfast and go back to bed.



A few words from “Macca”

Ian, vk3axh

Construction Group

Construction Group: Around 9 members attended the construction group meeting where Neil VK3GND presented his BALUN for the HF Offset Dipole Project that appeared in AR recently.

I can report that Neil now has the antenna in the air and is very happy with its operation with SWR better than 1.5:1 on all bands 80 - 6 metres.

In addition to the above it was a great opportunity to have a good chat and laugh about many topics including amateur radio and other subjects. If you would like to take part in this or any other project let us know at the next meeting and join in the fun.

Propagation:

During the recent extremely hot days there has been some exceptional propagation conditions on VHF and higher bands.

Of note Kevin VK3WN had many contacts into VK4, VK5 and VK7 on both 2m and some 70cm. Also taking advantage of the conditions were VK3CMC, VK3ADE, VK3GND and possibly others as well.

Ian VK3AXH was fortunate to work Colin VK5DK on 3 separate occasions on 2.4GHz over a distance of 270Km at signal strengths of S9+. At the same time signals on 2m, 70cm and 23cm also being very strong at S9+ with as little as 5 - 10 watts of power.

73, Ian VK3AXH



A bit from the very past From Brian, vk3kqb

A LITTLE BIT OF HISTORY.

I was stationed at the R.A.A.F School of Radio between 1950 and 1956 and served as an Instructor for five of those years. As well as lecturing trainees in the mysteries of Radio and Radar I also was given the task of constructing training aids to be used in the Theory Sections demonstration laboratories. The circuits of amplifiers and other devices were built up on masonite boards and were laid out to depict the circuits taken from the drawings in the text books. The leads between the components consisted of tinned copper wires 1/8 inch in diameter and were all straight or bent at right angles as depicted in the diagrams.

The Officer in Charge of the Section was sent off to a demonstration of some new components by the Phillips Company at Adelaide. This was probably 1954 or thereabouts. Upon his return I was called to his office and presented with “ONE ONLY” OC70 transistor that he had been given to be brought back to School. I was given also the circuits for the three configurations, grounded base, grounded emitter and grounded collector and instructed to produce a demonstration board for each circuit. I was also told that, as this was the only transistor that we had, the boards had to be foolproof.

I made up a small clear box of perspex fitted three “banana plugs” arranged in the configuration as the base, emitter and collector would appear in a circuit diagram. The three boards were then each produced with three sockets so that the OC70 could plugged into circuit being demonstrated.

Transistors were thus introduced into the training course for R.A.A.F. Radio Technicians.

This is not all that long ago, only half a century, and what progress we have seen in the semiconductor industry. A germanium transistor was an amazing device in those days and I guess that not many of us would know what an OC70 looked like.

Solutions for connecting you...


- Ballarat’s fastest broadband¹
- Affordable Chatphone VoIP phone service
- Great value cable television



For commercial subscriptions call Heather James on 0427 007 893. For residential subscriptions call our Customer Service Centre on 1300 366 248.

Terms and Conditions
Standard Neighbourhood Cable Terms and Conditions apply. ¹Speeds vary depending on a number of circumstances including network traffic, customer hardware, equipment and operating systems, download site traffic, download site bandwidth and size of file being downloaded.

<p>HEWITT & WHITTY Pty. Ltd. Outdoor Power Equipment</p>		<p>SupaSwift</p> <p>Ariens STIGA</p> <p>ECHO</p> <p>CHIPPER CHOPPER</p> <p>ef Engineered Products Group</p> <p>KOHLER engines</p>
<p>Cnr Carngham Road & Wiltshire Lane Ballarat VIC 3350</p> <p>Phone: (03) 5336 1344 Fax: (03) 5336 1027</p>		<p>Damien Hennessy Sales / Spares Mobile: 0417 313 811 Email: damo_611@hotmail.com</p> <p>Allpower GARDEN MACHINERY CENTRE</p>



Doug, VK3VBA

Presidents Report

What a month its certainly one that all Victorians would all like to forget, as a young boy I experienced being flooded out in 1946 the house was a mess and very smelly but we had a house to come back to more than I can say for the current fire victims.

It’s hard to comprehend that complete towns are no longer there.

I sent an email to all committee members suggesting that we send a donation to the fire victims the response was immediate with everyone agreeing that we should send money and this was duly done, more about that at our February meeting.

On the lighter side of things March is a busy month (eg) John Moyle contest---- BBQ at Lanacourie with two other clubs plus the usual club activities.


At our February meeting after the meeting it has been decided that we have a trivia night with great prizes so read your n/papers it may help.

Also a bus will be going to the EMDRC hamvention if sufficient numbers are available numbers will be taken at our next meeting (not before) the date is March the 22nd.

That’s all for now hope to see a good roll up at our next meeting.

Doug vk3vba

FOR SALE



YAESU 301D Transceiver. Some Digits ‘lost’.
Intermittent transmission. Too good for Boat Anchor!!!
John, VK3CFH - Ph. 53391971